


KOMATSU

**WA
100M**



Wheel Loader **WA100M-7**



ENGINE POWER
66,0 kW / 88,5 HP @ 2.350 rpm

OPERATING WEIGHT
6.925 - 7.230 kg

BUCKET CAPACITY
1,05 - 1,80 m³

Walk-Around

The WA100M-7 brings Komatsu's industry-leading EU Stage IIIB technologies to the compact wheel loader class. With up to 10% lower fuel consumption combined with KOMTRAX™ and many improvements in operator comfort, visibility, safety and product specifications, the WA100M-7 offers a truly unbeatable customer value.

Komatsu Dash 7 compact wheel loaders: for maximum efficiency, reliability and peace of mind.

Productive and safe

- Highest payloads and tipping loads
- Superior breakout force
- Low centre of gravity
- Excellent all-round visibility
- Reversing light, back-up alarm and heated rear window

Total versatility

- Easy Fork (EF) cinematic for parallel movement during fork application
- Hydraulic quick-coupler
- LSD axles
- 100% differential lock (optional)
- Newly designed hitches (optional)



WA100M-7

ENGINE POWER
66,0 kW / 88,5 HP @ 2.350 rpm

OPERATING WEIGHT
6.925 - 7.230 kg

BUCKET CAPACITY
1,05 - 1,80 m³



First-class operator comfort

- Newly designed cab
- Quiet and ergonomic working environment
- Long wheel base for superior travelling comfort
- PPC multi-function lever with optional electronic control for 3rd spool (EPC)
- High capacity air conditioning (optional)
- Electronic Controlled Suspension System (ECSS) (optional)



Powerful and environmentally friendly

- Low consumption EU Stage IIIB engine
- Highly efficient hydrostatic drive line
- Low operating costs
- Large 120 A alternator

Easy maintenance

- Tilting cab
- Longitudinally installed engine
- Wide opening engine hood
- Wide core radiator with (optional) reversible fan
- Quick-access service side cover



KOMTRAX

Komatsu Wireless
Monitoring System

First-Class Operator Comfort



Newly designed cabin

Just get in and get started – the new, enlarged cabin guarantees comfort and easy operation. The PPC multi-function lever with optional electronic control for 3rd spool (EPC) includes a forward-neutral-reverse switch for quick and easy travel. Third spool attachments can be set to continuous or proportional control to let the operator control the boom, bucket and attachment with a single lever. For an even smoother ride, a comfortable seat, a radio and an automatic inching function are available on request.

Doors with large glass surfaces, and the standard heated rear window further improve a great all-round visibility. Optimal noise insulation, easy-to-reach buttons and adjustable vents complete a comfortable work environment.



Towing device (standard)



Ball-type hitch (option)



Automatic hitch (option)



Diverse and flexible

Komatsu's compact wheel loaders are an optimal choice for a wide range of applications. On construction sites, in the recycling industry or for agricultural jobs, with the hydraulic quick-coupler and a wide range of attachments, these machines are extremely versatile. When working with Komatsu pallet forks, the operator can rely on EF cinematic to transport loads parallel to the ground without readjusting the fork tines.

A wide choice of options

On uneven grounds the optional ECSS load stabiliser reduces shocks and increases productivity and comfort. The optional 100% differential lock axles can be activated for extra traction force. A towing device is standard. A ball-type hitch and an automatic hitch are available in option, interchangeable with no tools required. Both hitches comply with German road regulations for 3,5 ton trailers with overrun brakes.



Powerful and Environmentally Friendly



Full power for the highest performance

The powerful and fuel-efficient Komatsu SAA4D95LE-6 engine in the WA100M-7 delivers 66,0 kW/88,5 HP and is EU Stage IIIB certified. Optimised for tough construction applications, it delivers high torque even at low rpm.

With high rimpull and enough reserves even in the most difficult ground conditions the WA100M-7 still features a low fuel consumption.

A fully automatic, hydrostatic transmission sends power to all four wheels while the large 132 l fuel tank guarantees long and uninterrupted working hours.

High productivity

If you're looking for a small machine with huge performances, then this compact wheel loader is made for you. With its amazing lifting and dumping height and superior breakout power, it works like a bigger machine. When equipped with one of Komatsu's extremely robust and easy to fill buckets, or with pallet forks, high payloads guarantee maximum productivity.

Highest safety

For maximum operational safety, the machine's low centre of gravity enhances stability, and its compact dimensions ensure exceptional all-round visibility. Standard safety features such as the ROPS/FOPS cab, back-up alarm, reversing light and large mirrors add up to make the WA100M-7 a truly safe machine.



Easy maintenance

A reliable partner

Komatsu compact wheel loaders are known around the world for their robustness and durability. All maintenance and service is performed easily and quickly thanks to their unique tilting cab. The engine hood can be opened widely for a quick daily inspection, the electric equipment is well protected behind a maintenance cover inside the cab, and the easy-to-clean radiator is conveniently accessible. A compartment for battery, main switch and relays improves maintenance access to the electrical system.



Fast, easy and comfortable access to daily inspection points



Tiltable radiator fan for convenient cleaning access



Side cover for quick maintenance access

Komatsu Wireless Monitoring System



KOMTRAX™ is a revolutionary machine tracking system designed to save you time and money. You can now monitor your equipment anytime and anywhere. Use valuable machine data received via the KOMTRAX™ web site to optimise your maintenance planning and machine performances.

With KOMTRAX™, you can:

- Check when & where your machines are at work
- Be informed of unauthorized machine use or movement
- Set and receive e-mail notification for security alarms

For further details on KOMTRAX™, please ask your Komatsu dealer for the latest KOMTRAX™ brochure.



Machine working time – With the “daily working record” chart, get precise engine running time data: when your machine was started and when it was shut down, as well as total engine running time.




Fleet location – The machine list instantly locates all your machines, even those in other countries.



Alarm notifications – You can receive notification of alarms both via the KOMTRAX™ website and by e-mail.



Added security – The “engine lock” feature allows to program when a machine’s engine can be started. And with “geo-fence”, KOMTRAX™ sends notification every time your machine moves in or out of a predetermined operating area.



Specifications

ENGINE

Model	Komatsu SAA4D95LE-6
Engine power	
at rated engine speed	2.350 rpm
ISO 14396	66,0 kW/88,5 HP
Max. torque/engine speed	320 Nm/1.600 rpm
No. of cylinders	4
Bore × stroke	95 × 115 mm
Displacement	3,3 ltr
Injection system	Common rail direct injection
Electrical system	12 V
Battery	100 Ah
Alternator	120 A
Air filter type	Dry air filter with pre-filter and safety cartridge

TRANSMISSION

Drive system	Hydrostatic transmission, switchable in all directions under full power
Hydrostatic pump	1 variable piston pump
Hydrostatic motor	1 variable piston motor
Speed ranges (forwards/backwards)	2/2
Travel speeds (forwards/backwards) 20 km/h version	
1. speed range	0 - 5,0 km/h
2. speed range	0 - 20 km/h
Travel speeds (forwards/backwards) 30 km/h version	
1. speed range	0 - 6,6 km/h
2. speed range	0 - 30 km/h

CHASSIS AND TYRES

Type	Low build rear axle oscillation for optimum stability and for best performance in earthmoving applications
System	4-wheel drive
Axles	Planetary rigid axles with automatic limited slip differentials in both axles 100% locking differentials as option
Oscillation	Rear axle oscillation for optimum stability, oscillation angle 10°
Tyres	455/70 R20 (standard)

SERVICE REFILL CAPACITIES

Cooling system	13,6 ltr
Fuel tank	130 ltr
Engine oil	11,5 ltr
Hydraulic system	79 ltr
Front axle	10,6 ltr
Rear axle	10,6 ltr
Transfer box	1,3 ltr

BRAKES

Operating brakes	Combined inch brake pedal actuates maintenance free wet-disc type brakes in the front axle. Self-braking via the hydrostatic drive.
Parking brake	Dry disc

HYDRAULIC SYSTEM

System	Open hydraulic system
Working pressure	270 bar
Circulating capacity of the hydraulic pump	75 ltr/min
No. of boom/bucket cylinders	2/1
Type	Double-action
Bore diameter × stroke	
Boom cylinder	80 × 714 mm
Bucket cylinder	100 × 476 mm
Hydraulic control lever	Multifunction lever
Kinematic	Z-Kinematic with highest breakout force. Parallel movement when using dedicated fork tines.
Hydraulic cycle with rated load bucket filling	
Raise time	5,1 s
Lowering time (empty)	3,5 s
Dumping time	1,6 s

STEERING SYSTEM

System	Articulated frame steering
Type	Hydrostatic
Steering angle to either side	42°
Steering pump	Gear pump
Working pressure	175 bar
No. of steering cylinders	2
Type	Double-action
Bore diameter × stroke	60 × 369 mm
Smallest turn (outer edge of the tyre 455/70 R20)	4.210 mm

CABIN

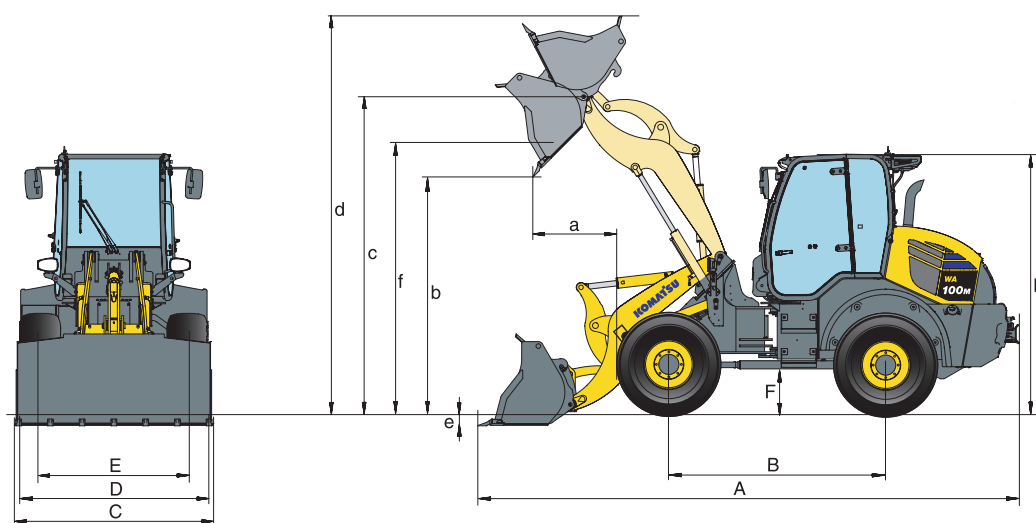
Cabin in conformity with ISO 3471 with ROPS (roll over protective structure) in conformity with SAE J1040c and FOPS (falling object protective structure) in conformity with ISO 3449. The pressurised cabin is mounted upon hydrobearings and is noise dampened. Tilttable for best servicing access.

ENVIRONMENT

Engine emissions	Fully complies with EU Stage IIIB emission regulations
Noise levels	Noise levels (external/internal) fully comply with 2000/14/EC Stage 2 and 98/37/EC
Vibration levels (EN 12096:1997)*	
Hand/arm	≤ 2,5 m/s ² (uncertainty K = 0,75 m/s ²)
Body	≤ 0,5 m/s ² (uncertainty K = 0,53 m/s ²)

* for the purpose of risk assessment under directive 2002/44/EC, please refer to ISO/TR 25398:2006.

Dimensions & Performance Figures



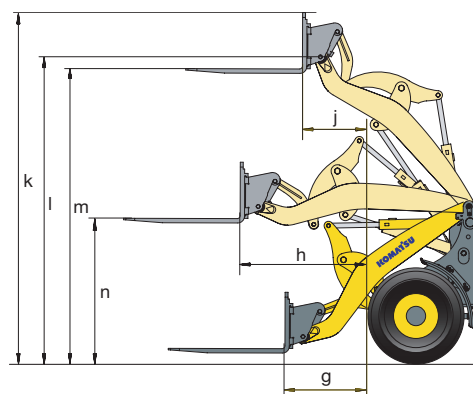
MEASUREMENTS AND WORKING SPECIFICATIONS

		Universal		Light materials		4-in-1	
		w. teeth	w/o teeth	w. teeth	w/o teeth	w/o teeth	w. teeth
Bucket capacity (heaped, ISO 7546)	m³	1,25	1,25	1,4 m³	1,4 m³	1,6	1,05
Sales code		C61	C11	C14	C12	C13	C16
Material density	t/m ³	1,8	1,8	1,5	1,5	1,25	1,8
Bucket weight	kg	440	415	452	427	461	695
Static tipping load, straight	kg	5.900	6.020	6.040	6.065	5.690	5.690
Static tipping load, 40° articulated	kg	5.030	5.140	5.165	5.190	4.840	5.070
Break-out force hydraulic	kN	74,2	74,2	50,2	54,7	58,4	71,7
Lifting capability hydr. at ground level	kN	69,8	69,8	68,6	68,6	69,2	70,2
Operating weight	kg	6.950	6.925	6.960	6.935	6.995	7.230
Turning radius at corner of tyres	mm	4.210	4.210	4.210	4.210	4.210	4.210
Turning radius at bucket edge	mm	4.730	4.730	4.735	4.735	4.745	4.725
a Reach at 45°	mm	940	845	1.035	945	965	960
b Dump height at 45°	mm	2.710	2.730	2.480	2.580	2.560	2.620
c Hinge pin height	mm	3.540	3.540	3.525	3.525	3.540	3.540
d Height top edge of bucket	mm	4.515	4.515	4.515	4.515	4.565	4.510
e Digging depth	mm	130	130	130	130	125	85
f Max. loading height at 45°	mm	3.185	3.185	3.145	3.145	3.100	3.120
A Overall length, bucket grounded	mm	6.000	5.865	6.145	6.005	6.105	6.015
B Wheelbase	mm	2.400	2.400	2.400	2.400	2.400	2.400
C Bucket width	mm	2.200	2.200	2.200	2.200	2.200	2.200
D Width over tyres	mm	2.080	2.080	2.080	2.080	2.080	2.080
E Track width	mm	1.635	1.635	1.635	1.635	1.635	1.635
F Ground clearance	mm	390	390	390	390	390	390
H Overall height	mm	2.885	2.885	2.885	2.885	2.885	2.885

All measurements with tyres 455/70 R20

PERFORMANCE FIGURES WITH FORK TINES

Sales code	C24
Fork tine type	FEM IIA
Fork tine length	mm 1.200
g Max. reach at ground level	mm 850
h Max. reach	mm 1.380
j Max. reach at max. stacking height	mm 565
k Max. height fork-carrier	mm 4.000
l Hinge pin height	mm 3.525
m Max. stacking height	mm 3.320
n Height of forks at maximum reach	mm 1.540
Max. tipping load, straight	kg 4.440
Max. tipping load, articulated	kg 3.785
Max. payload as per EN 474-3, 80%	kg 3.030
Max. payload as per EN 474-3, 60%	kg 2.270
Weight in working order with fork tines	kg 6.840



Wheel Loader

WA100M-7

Standard and Optional Equipment

ENGINE

Komatsu SAA4D95LE-6 turbocharged common rail direct injection diesel engine	●
EU Stage IIIB compliant	●
Alternator 120 A/12 V	●
Starter motor 2,2 kW/12 V	●
Battery 100 Ah/12 V	●

TRANSMISSION AND BRAKES

Combined inch/brake pedal	●
Creeping function	○
20 km/h limited hydrostatic driveline	○
30 km/h limited hydrostatic driveline	○

CHASSIS AND TYRES

Heavy-duty axles	●
LSD-differential front and rear	●
100% manual locking differentials front and rear	○
Various tyre types and sizes on request	○

HYDRAULIC SYSTEM

3-spool main control valve	●
PPC multi-function lever	●
Hydraulic quick-coupler	●
Electronic control for 3rd spool (EPC)	○
Loader control with return-to-dig	○
Auto-inch valve	○
Biodegradable oil for hydraulic system	○

SERVICE AND MAINTENANCE

KOMTRAX™ – Komatsu wireless monitoring system	●
Tool-set	●
Wide core radiator with swing-out hydrostat-driven radiator fan	●
Air cleaner system with cyclone pre-cleaner	●
Radiator fan with reversing function	○
Automatic central lubrication	○

CABIN

Spacious double door driver's cab to DIN/ISO with heating	●
Tilting cab	●
ROPS/FOPS frame according to SAE	●
All-round tinted glazing	●
Heated rear window	●
Rear window wiper	●
Sun visor	●
Adjustable steering column	●
Suspended seat	●
Seat belt (EU standard)	●
Adjustable wrist rest with integrated small storage box	●
Large storage box at left hand side	●
Instrument panel with gauges for speed, coolant temperature, fuel level, air filter warning light etc.	●
12 Volt power supply	●
Front window wiper with intermittent feature	●
Adjustable high comfort seat	○
Air conditioning	○
Radio	○
Sun reflection decal for cab/canopy roof	○

SAFETY EQUIPMENT

Emergency steering system	●
Back-up alarm	●
Horn	●
Emergency engine stop switch	●
Seat belt caution indicator	●
Beacon light	○
Immobilizer	○
Immobilizer with master key	○
Anti-drop valve	○
Battery main switch	○
Fire extinguisher	○

OTHER EQUIPMENT

Z-bar boom (parallel movement when using dedicated fork tines)	●
Counterweight	●
Towing device	●
Electronically controlled suspension system load stabilizer (ECSS)	○
Special custom colour	○
Bucket level indicator	○
Additional counterweight 200 kg	○
Ball-type hitch (acc. to German road regulation StVZO)	○
Automatic hitch (acc. to German road regulation StVZO)	○

LIGHTING SYSTEM

Halogen headlights	●
Reversing lights	●
Additional lights front and rear	○
LED headlights, halogen rear lights	○

ATTACHMENTS

Bucket with or without teeth	○
4-in-1 bucket	○
Light material buckets	○
Fork carrier and tines	○
Cutting edge guard	○

Further work equipment, accessories and special application arrangements on request

All buckets and attachments quick-coupler mounted

Other attachments on request

- standard equipment
- optional equipment

Your Komatsu partner:

KOMATSU

**Komatsu Europe
International NV**

Mechelsesteenweg 586
B-1800 VILVOORDE (BELGIUM)
Tel. +32-2-255 24 11
Fax +32-2-252 19 81
www.komatsu.eu

VENSS05001 12/2015

Materials and specifications are subject to change without notice.

KOMATSU is a trademark of Komatsu Ltd. Japan.